


DESCRIPTION:

On standard spring rewind reels, the hose/cable pays out from the bottom of the reel and to the left when reel is viewed from the swivel joint or collector ring side. **Hose/cable rollers are supplied with all spring rewind models and you must specify the roller position when you order.** (If roller position is not specified, reels will be shipped with rollers in POSITION SR.)

Pricing Note: When reels are ordered for constant tension applications, the ratchet assembly and, in some cases, hose rollers are not required. See Price List for deductions.



Specify roller position SR when:



- Reel will be installed in the upright position at any point from floor to eye level.
- Reel will be installed on a wall with hose/ cable to be retracted close to the wall.
- Reel will be installed on ceiling and hose/ cable will pay out parallel to and close to the ceiling.

Position SR (Standard) Shown:
Swivel Joint Right

Specify roller position VR when:

- Reel will be installed in the upright position and hose/cable will be pulled upright from the reel.
- Reel will be installed on ceiling to lift hose/cable.
- Reel will be installed on a wall with hose/cable to be pulled straight out.

Position VR Shown:
Swivel Joint Right



Specify roller position TR when:

- Reel will be installed on floor.
- Reel will be installed on ceiling with hose/cable to pay out parallel to the ceiling.
- Reel will be installed on a wall with hose/cable to be pulled straight down.

Position TR Shown:
Swivel Joint Left

BE SURE TO SPECIFY ROLLER POSITION WHEN ORDERING