


## Air/Water/Lube/Hydraulic Reel Packages

### N700 & N800 Series Reels LOW PRESSURE

Part No.	Description	Size in.	Length ft.	PSI
47-23	N716-16-17-10.5C* • Single textile braid reinforced synthetic rubber hose and HS-35 hose stop installed.	3/8	35	300
47-11	N716-17-18-8L* <b>SHOP AIR ONLY</b> • Single textile braid reinforced synthetic rubber hose and HS-35 hose stop installed.	3/8	50	300
47-29	N716-19-20-10.5J* • Single textile braid reinforced synthetic rubber hose and HS-35 hose stop installed.	3/8	50	300
47-43	N716-25-26-15.5B* • Single textile braid reinforced synthetic rubber hose and HS-35 hose stop installed.	3/8	75	300
47-47	N718-25-26-15.5G* • Single textile braid reinforced synthetic rubber hose and HS-35 hose stop installed.	3/8	100	300
47-13	N716-17-18-8L* <b>SHOP AIR ONLY</b> • Single textile braid reinforced synthetic rubber hose and HS-35 hose stop installed.	1/2	50	280
47-24	N716-19-20-10.5J* • Single textile braid reinforced synthetic rubber hose and HS-35 hose stop installed.	1/2	50	280
47-44	N716-25-26-15.5B* • Single textile braid reinforced synthetic rubber hose and HS-35 hose stop installed.	1/2	75	280
47-48	N718-25-26-15.5G* • Single textile braid reinforced synthetic rubber hose and HS-35 hose stop installed.	1/2	100	280
48-50	N818-23-24-10.5J* • Single textile braid reinforced synthetic rubber hose and HS-35 hose stop installed.	3/4	50	300
48-45	N818-25-26-10.5G* • Single textile braid reinforced synthetic rubber hose and HS-35 hose stop installed.	3/4	75	300
48-55	N818-25-26-10.5B* • Single textile braid reinforced synthetic rubber hose and HS-35 hose stop installed.	1	50	300



Standard "SR" roller position shown is standard.

### N700 Series Reels MEDIUM PRESSURE

Part No.	Description	Size in.	Length ft.	PSI
47-25	N716-19-20-10.5J* • SAE 100 R1 Type AT hose and HS-35 hose stop installed.	3/8	50	2950
47-45	N716-25-26-15.5B* • SAE 100 R1 Type AT hose and HS-35 hose stop installed.	3/8	75	2950
47-26	N716-19-20-10.5J* • SAE 100 R1 Type AT hose and HS-35 hose stop installed.	1/2	50	2750
47-46	N716-25-26-15.5B* • SAE 100 R1 Type AT hose and HS-35 hose stop installed.	1/2	75	2750

### N700 Series Reels HIGH PRESSURE

Part No.	Description	Size in.	Length ft.	PSI
47-27	N716-19-20-10.5J H5M* • SAE 100 R16 Type AT hose and HS-35 hose stop installed.	3/8	50	5000
47-28	N716-19-20-10.5J H4M* • SAE 100 R16 Type AT hose and HS-35 hose stop installed.	1/2	50	4250



Standard "SR" roller position shown is standard.

### N600 Series Reels HYDRAULIC TOOLS - DUAL HOSE

Part No.	Description	Size in.	Length ft.	PSI
46-62	N617-25-26-15.5B* • Parker 451TC-8-8 dual hose and HS-35 hose stop installed. <b>Note:</b> For non-conductive hose please consult factory.	1/2	50	3000

**Note:** \*Must specify roller position SR, VR, TR. See back page for roller position information.




**Hannay Reels®**  
The reel leader.

## Welding Reel Packages

### N400 Series Reels

#### OXYGEN/ACETYLENE REELS

Part No.	Description	Size in.	Length ft.	PSI
<b>55-10</b>	N416-19-20-8J* • Twin Grade R hose and HS-35 hose stop installed.	1/4	50	200
<b>55-11</b>	N416-19-20-8J * • Twin Grade T hose and HS-35 hose stop installed.	1/4	50	200
<b>55-13</b>	N416-19-20-8J* • Twin Grade T hose and HS-35 hose stop installed.	3/8	50	200




Optional "TR" roller position shown.  
"SR" roller position is standard.  
Torch not included

## Grease Reel Packages

### N500 Series Reels

#### GREASE REELS

Part No.	Description	Size in.	Length ft.	PSI
<b>45-11</b>	N515-19-20-10.5J H10M* • SAE 100 R2 Type AT hose and HS-35 hose stop installed.	1/4	50	5800
<b>45-13</b>	N515-19-20-10.5J H8M* • SAE 100 R16 Type AT hose and HS-35 hose stop installed.	3/8	50	5000



Optional "TR" roller position shown.  
"SR" roller position is standard.

## Live Cable Reel Packages

### NSCR Series Cable Reels

#### LIVE CABLE REELS

Part No.	Description	Size in.	Length ft.
<b>14-78</b>	NSCR715-14-16-8C* • 3-conductor, 45 amp, 600V SOOW 12/3 black cable, 15A straight blade receptacle and HS-35 hose stop installed.	.60	25
<b>14-81</b>	NSCR715-19-20J* • 3-conductor, 45 amp, 600V SOOW 12/3 black cable, 15A straight blade receptacle and HS-35 hose stop installed.	.60	50
<b>14-79</b>	NSCR716-23-24-15.5B* • 3-conductor, 45 amp, 600V SOOW 12/3 black cable, 15A straight blade receptacle and HS-35 hose stop installed.	.60	75
<b>14-82</b>	NSCR716-23-24-15.5G* • 3-conductor, 45 amp, 600V SOOW 12/3 black cable, 15A straight blade receptacle and HS-35 hose stop installed.	.60	100



Standard "SR" roller position shown is standard.

**Note:** \*Must specify roller position SR, VR, TR. See back page for roller position information.

## DEF Packages

### Diesel Exhaust Fluid Series

Part No.	Description	Size in.	Length ft.
<b>47-61</b>	DEF-N716-14-16-8C (DEF-425H)* • 304 stainless steel fluid path, SST peroxide cured swivel joint with EPDM seals, 1/2" female NPT riser, "Tru Blue" DEF hose with 1/2" male NPT fittings and HS-35 hose stop installed.	1/2	25
<b>47-63</b>	DEF-N716-19-20-10.5J (DEF-450H)* • 304 stainless steel fluid path, SST peroxide cured swivel joint with EPDM seals, 1/2" female NPT riser, "Tru Blue" DEF hose with 1/2" male NPT fittings and HS-35 hose stop installed.	1/2	50
<b>47-51</b>	DEF-N716-19-20-10.5J (DEF-625H)* • 304 stainless steel fluid path, SST peroxide cured swivel joint with EPDM seals, 3/4" female NPT riser, "Tru Blue" DEF hose with 3/4" male NPT fittings and HS-35 hose stop installed.	3/4	25
<b>47-53</b>	DEF-N716-23-24-10.5J (DEF-650H)* • 304 stainless steel fluid path, SST peroxide cured swivel joint with EPDM seals, 3/4" female NPT riser, "Tru Blue" DEF hose with 3/4" male NPT fittings and HS-35 hose stop installed.	3/4	50
<b>47-55</b>	DEF-N718-25-26-15.5B (DEF-675H)* • 304 stainless steel fluid path, SST peroxide cured swivel joint with EPDM seals, 3/4" female NPT riser, "Tru Blue" DEF hose with 3/4" male NPT fittings and HS-35 hose stop installed.	3/4	75
<b>48-37</b>	DEF-N816-23-24-10.5J (DEF-825H)* • 304 stainless steel fluid path, SST peroxide cured swivel joint with EPDM seals, 1" female NPT riser, "Tru Blue" DEF hose with 1" male NPT fittings and HS-35 hose stop installed.	1	25
<b>48-42</b>	DEF-N818-25-26-10.5B (DEF-850H)* • 304 stainless steel fluid path, SST peroxide cured swivel joint with EPDM seals, 1" female NPT riser, "Tru Blue" DEF hose with 1" male NPT fittings and HS-35 hose stop installed.	1	50



Optional "TR" roller position shown.  
"SR" roller position is standard.

## Fuel Packages

### N800 Series Reels - Gas/Diesel

Part No.	Description	Size in.	Length ft.
<b>48-22</b>	N816-19-20-10.5J* • 1" 90° Super Swivel with Viton, 1" female NPT riser, Forsaflex PH40 gas hose (150 psi) and HS-35 hose stop installed.	3/4	25
<b>48-51</b>	N818-23-24-10.5J* • 1" 90° Super Swivel with Viton, 1" female NPT riser, Forsaflex PH40 gas hose (150 psi) and HS-35 hose stop installed.	3/4	50
<b>48-46</b>	N818-25-26-10.5G* • 1" 90° Super Swivel with Viton, 1" female NPT riser, Forsaflex PH40 gas hose (150 psi) and HS-35 hose stop installed.	3/4	75
<b>48-52</b>	N818-23-24-10.5B • 1" 90° Super Swivel with Viton, 1" female NPT riser, Forsaflex PH40 gas hose (150 psi) and HS-35 hose stop installed.	1	25
<b>48-53</b>	N816-25-26-10.5B* • 1" 90° Super Swivel with Viton, 1" female NPT riser, Forsaflex PH40 gas hose (150 psi) and HS-35 hose stop installed.	1	35
<b>48-56</b>	N818-25-26-10.5B* • 1" 90° Super Swivel with Viton, 1" female NPT riser, Forsaflex PH40 gas hose (150 psi) and HS-35 hose stop installed.	1	50



Gas/Diesel fuel hose shown with  
optional "TR" roller position shown.  
"SR" roller position is standard.

**Note:** \*Must specify roller position SR, VR, TR. See back page for roller position information.




**Hannay Reels®**  
The reel leader.

# Roller Positions

## BE SURE TO SPECIFY ROLLER POSITION WHEN ORDERING


On standard spring rewind reels, the hose/cable pays out from the bottom of the reel and to the left when reel is viewed from the swivel joint or collector ring side. **Hose/cable rollers are supplied with all spring rewind models and you must specify the roller position when you order.** (If roller position is not specified, reels will be shipped with rollers in POSITION SR.)



### Specify roller position SR when reel will be:

- Installed in the upright position at any point from floor to eye level.
- Installed on a wall with hose/cable to be retracted close to the wall.
- Installed on ceiling, hose/cable will pay out parallel to and close to the ceiling.


**Position SR (Standard) Shown:**  
Swivel Joint Right



### Specify roller position VR when reel will be:

- Installed in the upright position, hose/cable will be pulled upright from the reel.
- Installed on ceiling to lift hose/cable.
- Installed on a wall with hose/cable to be pulled straight out

**Position VR Shown:**  
Swivel Joint Right



### Specify roller position TR when reel will be:

- Installed on floor.
- Installed on ceiling with hose/cable to pay out parallel to the ceiling.
- Installed on a wall with hose/cable to be pulled straight down.

**Position TR Shown:**  
Swivel Joint Left



**Hannay Reels®**  
The reel leader.



All Hannay reels are constructed of quality heavy gauge steel (optional aluminum or stainless steel also available on most models).

